

# Internet Measurement and Data Analysis (13)

Kenjiro Cho

2016-07-11

# review of previous class

## Class 12 Search and Ranking (7/4)

- ▶ Search systems
- ▶ PageRank
- ▶ exercise: PageRank algorithm

# today's topics

## Class 13 Scalable measurement and analysis

- ▶ Distributed parallel processing
- ▶ Cloud computing technology
- ▶ MapReduce
- ▶ exercise: MapReduce algorithm

# measurement, data analysis and scalability

## measurement methods

- ▶ network bandwidth, data volume, processing power on measurement machines

## data collection

- ▶ collecting data from multiple sources
- ▶ network bandwidth, data volume, processing power on collecting machines

## data analysis

- ▶ analysis of huge data sets
- ▶ repetition of relatively simple jobs
- ▶ complex data processing by data mining methods
- ▶ data volume, processing power of analyzing machines
  - ▶ communication power for distributed processing

# computational complexity

metrics for the efficiency of an algorithm

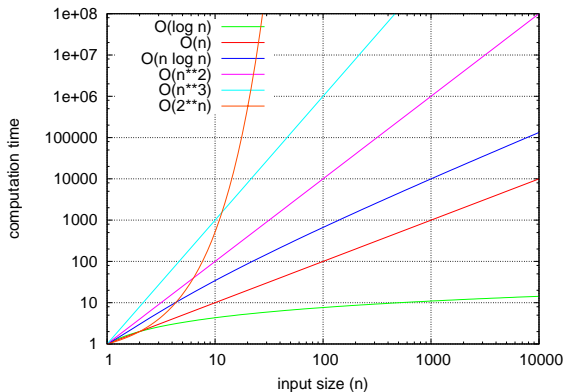
- ▶ time complexity
- ▶ space complexity
  
- ▶ average-case complexity
- ▶ worst-case complexity

big O notation

- ▶ describe algorithms simply by the growth order of execution time as input size  $n$  increases
  - ▶ example:  $O(n)$ ,  $O(n^2)$ ,  $O(n \log n)$
- ▶ more precisely, “ $f(n)$  is order  $g(n)$ ” means:  
for function  $f(n)$  and function  $g(n)$ ,  $f(n) = O(g(n)) \Leftrightarrow$  there exist constants  $C$  and  $n_0$  such that  
 $|f(n)| \leq C|g(n)| \ (\forall n \geq n_0)$

# computational complexity

- ▶ logarithmic time
- ▶ polynomial time
- ▶ exponential time



## example of computational complexity

### search algorithms

- ▶ linear search:  $O(n)$
- ▶ binary search:  $O(\log_2 n)$

### sort algorithms

- ▶ selection sort:  $O(n^2)$
- ▶ quick sort:  $O(n \log_2 n)$  on average,  $O(n^2)$  for worst case

### in general,

- ▶ linear algorithms (e.g., loop):  $O(n)$
- ▶ binary trees:  $O(\log n)$
- ▶ double loops for a variable:  $O(n^2)$
- ▶ triple loops for a variable:  $O(n^3)$
- ▶ combination of variables (e.g., shortest path):  $O(c^n)$

# distributed algorithms

parallel or concurrent algorithms

- ▶ split a job and process them by multiple computers
- ▶ issues of communication cost and synchronization

distributed algorithms

- ▶ assume that communications are message passing among independent computers
- ▶ failures of computers and message losses

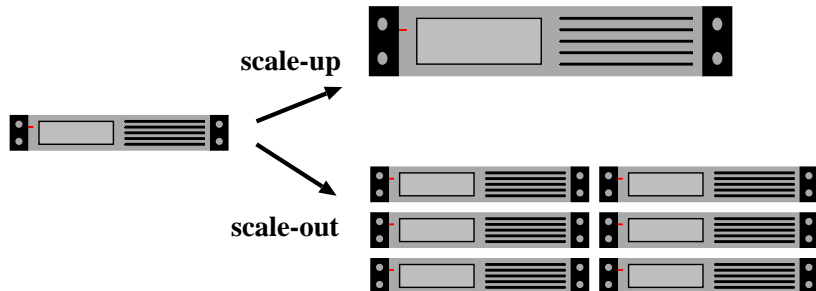
merits

- ▶ scalability
  - ▶ improvement is only linear at best
- ▶ fault tolerance



## scale-up and scale-out

- ▶ scale-up
  - ▶ strengthen or extend a single node
  - ▶ without issues of parallel processing
- ▶ scale-out
  - ▶ extend a system by increasing the number of nodes
  - ▶ cost performance, fault-tolerance (use of cheap off-the-shelf computers)



# cloud computing

cloud computing: various definitions

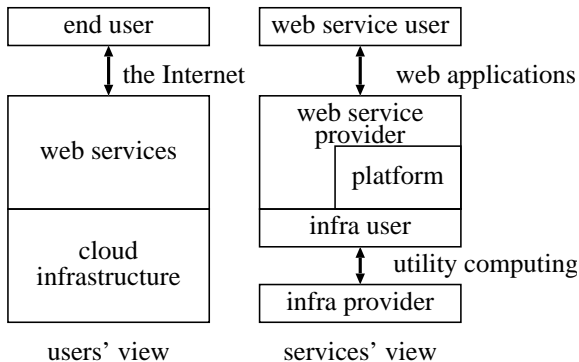
- ▶ broadly, computer resources behind a wide-area network

background

- ▶ market needs:
  - ▶ outsourcing IT resources, management and services
    - ▶ no initial investment, no need to predict future demands
  - ▶ cost reduction as a result
- ▶ as well as risk management and energy saving, especially after the Japan Earthquake
- ▶ providers: economy of scale, walled garden
  - ▶ efficient use of resource pool

# various clouds

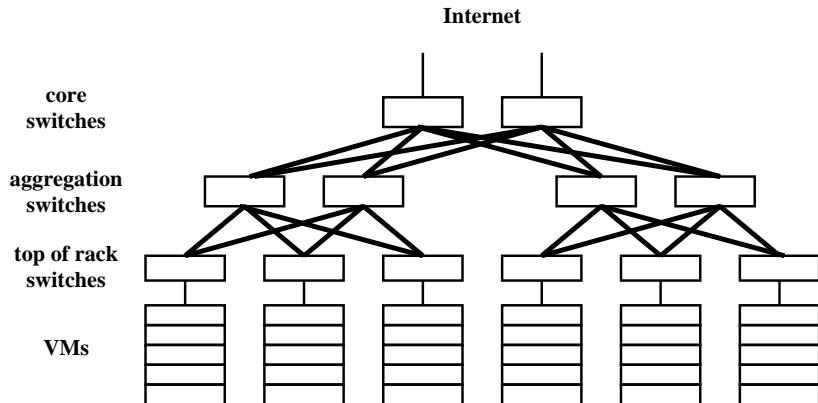
- ▶ public/private/hybrid
- ▶ service classification: SaaS/PaaS/IaaS



# physical clouds



# typical cloud network topology



## key technologies

- ▶ virtualization: OS level, I/O level, network level
- ▶ utility computing
- ▶ energy saving
- ▶ data center networking
- ▶ management and monitoring technologies
- ▶ automatic scaling and load balancing
- ▶ large-scale distributed data processing
  
- ▶ related research fields: networking, OS, distributed systems, database, grid computing
  - ▶ led by commercial services

## economics of cloud

- ▶ economies of scale (purchase cost, operation cost, statistical multiplexing)
- ▶ commodity hardware
- ▶ economical locations (including airconditioning, electricity, networking)

Will Japanese clouds be competitive in the global market?  
(The bigger, the better?)

# MapReduce

MapReduce: a parallel programming model developed by Google

Dean, Jeff and Ghemawat, Sanjay.

MapReduce: Simplified Data Processing on Large Clusters.

OSDI'04. San Francisco, CA. December 2004.

<http://labs.google.com/papers/mapreduce.html>

the slides are taken from the above materials

motivation: large scale data processing

- ▶ want to use hundreds or thousands of CPUs for large data processing
- ▶ make it easy to use the system without understanding the details of the hardware infrastructures

MapReduce provides

- ▶ automatic parallelization and distribution
- ▶ fault-tolerance
- ▶ I/O scheduling
- ▶ status and monitoring



# MapReduce programming model

## Map/Reduce

- ▶ idea from Lisp or other functional programming languages
- ▶ generic: for a wide range of applications
- ▶ suitable for distributed processing
- ▶ able to re-execute after a failure

## Map/Reduce in Lisp

`(map square '(1 2 3 4))` → `(1 4 9 16)`

`(reduce + '(1 4 9 16))` → `30`

## Map/Reduce in MapReduce

`map(in_key, in_value) → list(out_key, intermediate_value)`

- ▶ key/value pairs as input, produce another set of key/value pairs

`reduce(out_key, list(intermediate_value)) → list(out_value)`

- ▶ using the results of `map()`, produce a set of merged output values for a particular key

example: count word occurrences

```
map(String input_key, String input_value):
```

```
  // input_key: document name  
  // input_value: document contents  
  for each word w in input_value:  
    EmitIntermediate(w, "1");
```

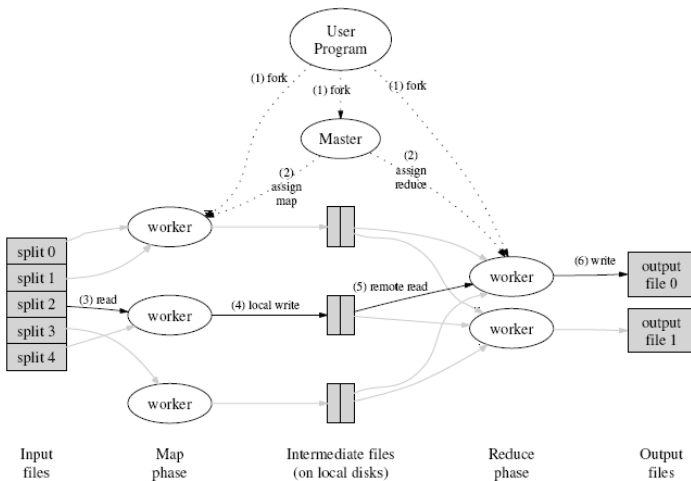
```
reduce(String output_key, Iterator intermediate_values):
```

```
  // output_key: a word  
  // output_values: a list of counts  
  int result = 0;  
  for each v in intermediate_values:  
    result += ParseInt(v);  
  Emit(AsString(result));
```

## other applications

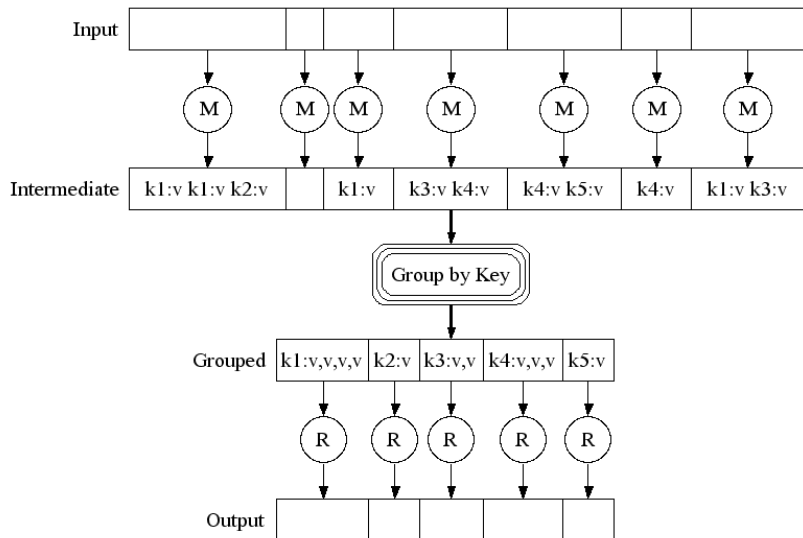
- ▶ distributed grep
  - ▶ map: output lines matching a supplied pattern
  - ▶ reduce: nothing
- ▶ count of URL access frequency
  - ▶ map: reading web access log, and outputs  $\langle URL, 1 \rangle$
  - ▶ reduce: adds together all values for the same URL, and emits  $\langle URL, count \rangle$
- ▶ reverse web-link graph
  - ▶ map: outputs  $\langle target, source \rangle$  pairs for each link in web pages
  - ▶ reduce: concatenates the list of all source URLs associated with a given target URL and emits the pair  $\langle target, list(source) \rangle$
- ▶ inverted index
  - ▶ map: emits  $\langle word, docID \rangle$  from each document
  - ▶ reduce: emits the list of  $\langle word, list(docID) \rangle$

# MapReduce Execution Overview



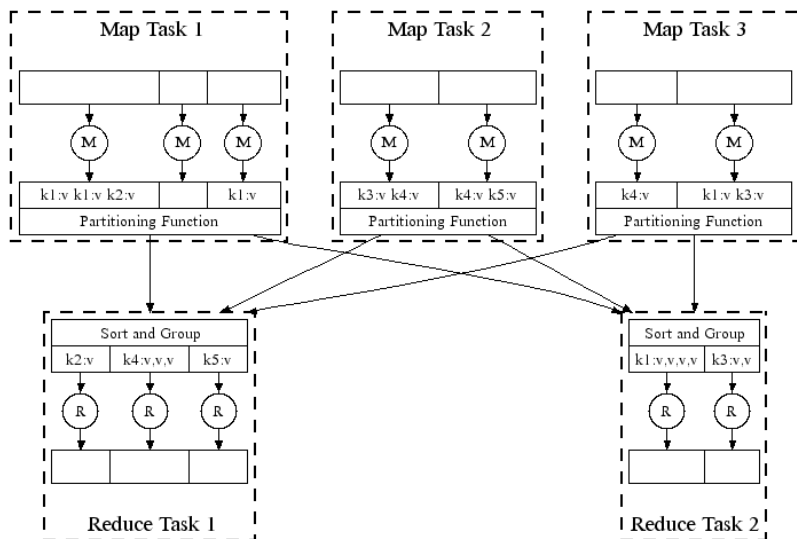
source: MapReduce: Simplified Data Processing on Large Clusters

# MapReduce Execution



source: MapReduce: Simplified Data Processing on Large Clusters

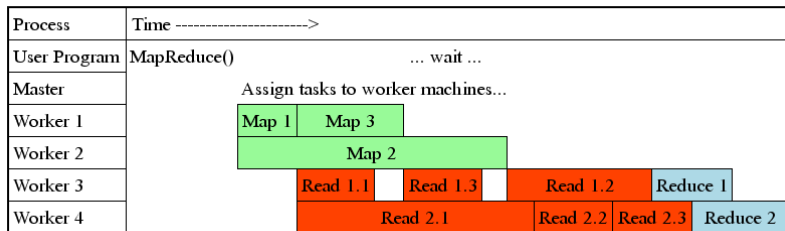
# MapReduce Parallel Execution



source: MapReduce: Simplified Data Processing on Large Clusters

# Task Granularity and Pipelining

- ▶ tasks are fine-grained: the number of Map tasks  $\gg$  number of machines
  - ▶ minimizes time for fault recovery
  - ▶ can pipeline shuffling with map execution
  - ▶ better dynamic load balancing
- ▶ often use 2,000 map/5,000 reduce tasks w/ 2,000 machines



source: MapReduce: Simplified Data Processing on Large Clusters

## fault tolerance: handled via re-execution

on worker failure

- ▶ detect failure via periodic heartbeats
- ▶ re-execute completed and in-progress map tasks
  - ▶ need to re-execute completed tasks as results are stored on local disks
- ▶ re-execute in progress reduce tasks
- ▶ task completion committed through master

robust: lost 1600 of 1800 machines once, but finished fine



# MapReduce status

## MapReduce status: MR\_Indexer-beta6-large-2003\_10\_28\_00\_03

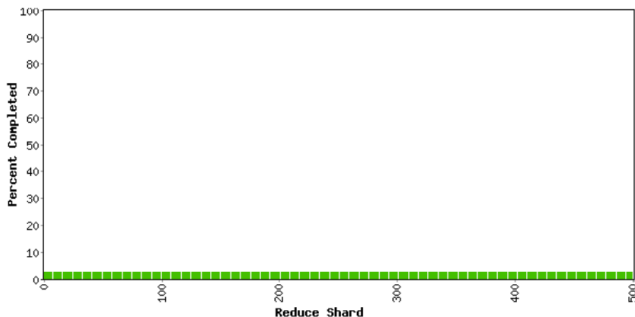
Started: Fri Nov 7 09:51:07 2003 -- up 0 hr 00 min 18 sec

323 workers; 0 deaths

Type	Shards	Done	Active	Input(MB)	Done(MB)	Output(MB)
<a href="#">Map</a>	13853	0	323	878934.6	1314.4	717.0
Shuffle	500	0	323	717.0	0.0	0.0
<a href="#">Reduce</a>	500	0	0	0.0	0.0	0.0

Counters

Variable	Minute
Mapped (MB/s)	72.5
Shuffle (MB/s)	0.0
Output (MB/s)	0.0
doc-index-hits	145825686
docs-indexed	506631
dups-in-index-merge	0
mr-operator-calls	508192
mr-operator- ...	506631



source: MapReduce: Simplified Data Processing on Large Clusters

# MapReduce status

MapReduce status: MR\_Indexer-beta6-large-2003\_10\_28\_00\_03

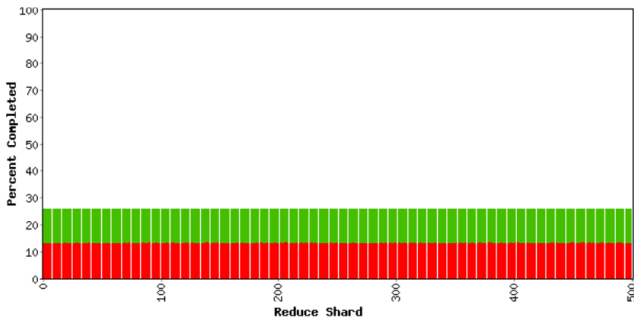
Started: Fri Nov 7 09:51:07 2003 -- up 0 hr 05 min 07 sec

1707 workers; 1 deaths

Type	Shards	Done	Active	Input(MB)	Done(MB)	Output(MB)
<a href="#">Map</a>	13853	1857	1707	878934.6	191995.8	113936.6
Shuffle	500	0	500	113936.6	57113.7	57113.7
<a href="#">Reduce</a>	500	0	0	57113.7	0.0	0.0

Counters

Variable	Minute
Mapped (MB/s)	699.1
Shuffle (MB/s)	349.5
Output (MB/s)	0.0
doc-index-hits	5004411944
docs-indexed	17290135
dups-in-index-merge	0
mr-operator-calls	17331371
mr-operator-outputs	17290135



source: MapReduce: Simplified Data Processing on Large Clusters

# MapReduce status

MapReduce status: MR\_Indexer-beta6-large-2003\_10\_28\_00\_03

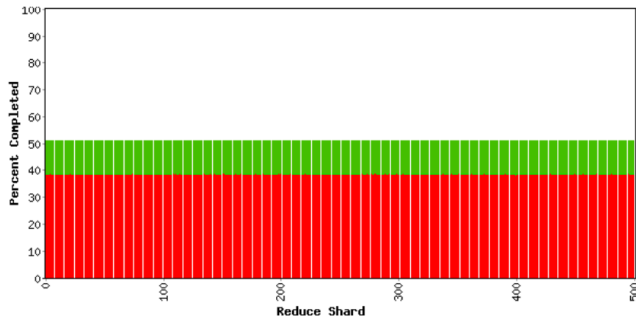
Started: Fri Nov 7 09:51:07 2003 -- up 0 hr 10 min 18 sec

1707 workers; 1 deaths

Type	Shards	Done	Active	Input(MB)	Done(MB)	Output(MB)
<a href="#">Map</a>	13853	5354	1707	878934.6	406020.1	241058.2
Shuffle	500	0	500	241058.2	196362.5	196362.5
<a href="#">Reduce</a>	500	0	0	196362.5	0.0	0.0

Counters

Variable	Minute
Mapped (MB/s)	704.4
Shuffle (MB/s)	371.9
Output (MB/s)	0.0
doc-index-hits	5000364228
docs-indexed	17300709
dups-in-index-merge	0
mr-operator-calls	17342493
mr-operator-outputs	17300709



source: MapReduce: Simplified Data Processing on Large Clusters

# MapReduce status

## MapReduce status: MR\_Indexer-beta6-large-2003\_10\_28\_00\_03

Started: Fri Nov 7 09:51:07 2003 -- up 0 hr 15 min 31 sec

1707 workers; 1 deaths

Type	Shards	Done	Active	Input(MB)	Done(MB)	Output(MB)
<a href="#">Map</a>	13853	8841	1707	878934.6	621608.5	369459.8
Shuffle	500	0	500	369459.8	326986.8	326986.8
<a href="#">Reduce</a>	500	0	0	326986.8	0.0	0.0

Counters

Variable	Minute
Mapped (MB/s)	706.5
Shuffle (MB/s)	419.2
Output (MB/s)	0.0
doc-index-hits	4982870667
docs-indexed	17229926
dups-in-index-merge	0
mr-operator-calls	17272056
mr-operator-outouts	17229926



source: MapReduce: Simplified Data Processing on Large Clusters

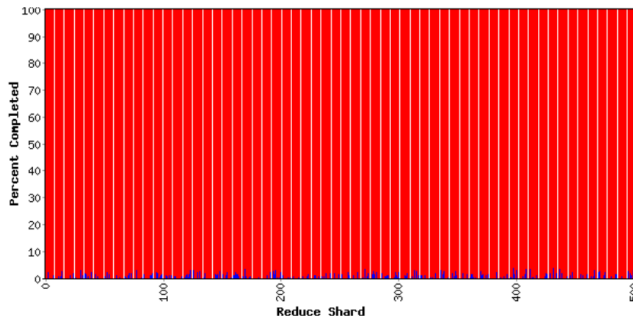
# MapReduce status

MapReduce status: MR\_Indexer-beta6-large-2003\_10\_28\_00\_03

Started: Fri Nov 7 09:51:07 2003 -- up 0 hr 29 min 45 sec

1707 workers; 1 deaths

Type	Shards	Done	Active	Input(MB)	Done(MB)	Output(MB)
<a href="#">Map</a>	13853	13853	0	878934.6	878934.6	523499.2
Shuffle	500	195	305	523499.2	523389.6	523389.6
<a href="#">Reduce</a>	500	0	195	523389.6	2685.2	2742.6



Counters

Variable	Minute	
Mapped (MB/s)	0.3	
Shuffle (MB/s)	0.5	
Output (MB/s)	45.7	
doc-index-hits	2313178	105
docs-indexed	7936	
dups-in-index-merge	0	
mr-merge-calls	1954105	
mr-merge-outputs	1954105	

source: MapReduce: Simplified Data Processing on Large Clusters

# MapReduce status

MapReduce status: MR\_Indexer-beta6-large-2003\_10\_28\_00\_03

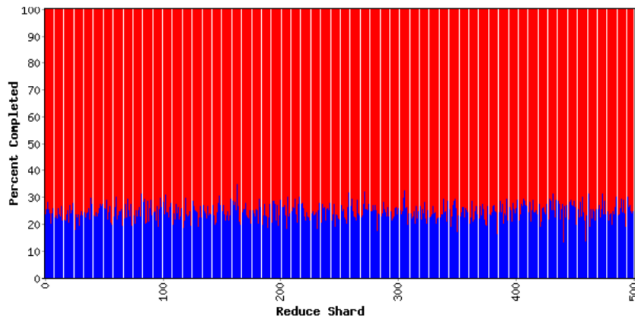
Started: Fri Nov 7 09:51:07 2003 -- up 0 hr 31 min 34 sec

1707 workers; 1 deaths

Type	Shards	Done	Active	Input(MB)	Done(MB)	Output(MB)
<a href="#">Map</a>	13853	13853	0	878934.6	878934.6	523499.2
Shuffle	500	500	0	523499.2	523499.5	523499.5
<a href="#">Reduce</a>	500	0	500	523499.5	133837.8	136929.6

Counters

Variable	Minute
Mapped (MB/s)	0.0
Shuffle (MB/s)	0.1
Output (MB/s)	1238.8
doc-index-hits	0
docs-indexed	0
dups-in-index-merge	0
mr-merge-calls	51738599
mr-merge-outputs	51738599



source: MapReduce: Simplified Data Processing on Large Clusters

# MapReduce status

MapReduce status: MR\_Indexer-beta6-large-2003\_10\_28\_00\_03

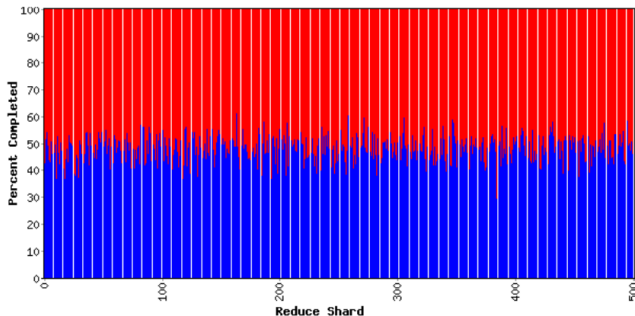
Started: Fri Nov 7 09:51:07 2003 -- up 0 hr 33 min 22 sec

1707 workers; 1 deaths

Type	Shards	Done	Active	Input(MB)	Done(MB)	Output(MB)
<a href="#">Map</a>	13853	13853	0	878934.6	878934.6	523499.2
Shuffle	500	500	0	523499.2	523499.5	523499.5
<a href="#">Reduce</a>	500	0	500	523499.5	263283.3	269351.2

Counters

Variable	Minute
Mapped (MB/s)	0.0
Shuffle (MB/s)	0.0
Output (MB/s)	1225.1
doc-index-hits	0
docs-indexed	0
dups-in-index-merge	0
mr-merge-calls	51842100
mr-merge-outputs	51842100



source: MapReduce: Simplified Data Processing on Large Clusters

# MapReduce status

MapReduce status: MR\_Indexer-beta6-large-2003\_10\_28\_00\_03

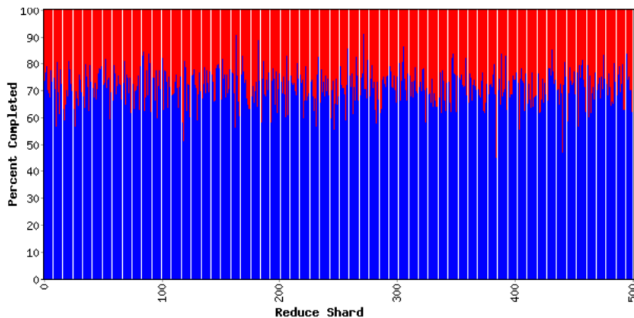
Started: Fri Nov 7 09:51:07 2003 -- up 0 hr 35 min 08 sec

1707 workers; 1 deaths

Type	Shards	Done	Active	Input(MB)	Done(MB)	Output(MB)
<a href="#">Map</a>	13853	13853	0	878934.6	878934.6	523499.2
Shuffle	500	500	0	523499.2	523499.5	523499.5
<a href="#">Reduce</a>	500	0	500	523499.5	390447.6	399457.2

Counters

Variable	Minute
Mapped (MB/s)	0.0
Shuffle (MB/s)	0.0
Output (MB/s)	1222.0
doc-index-hits	0
docs-indexed	0
dups-in-index-merge	0
mr-merge-calls	51640600
mr-merge-outputs	51640600



source: MapReduce: Simplified Data Processing on Large Clusters



# MapReduce status

MapReduce status: MR\_Indexer-beta6-large-2003\_10\_28\_00\_03

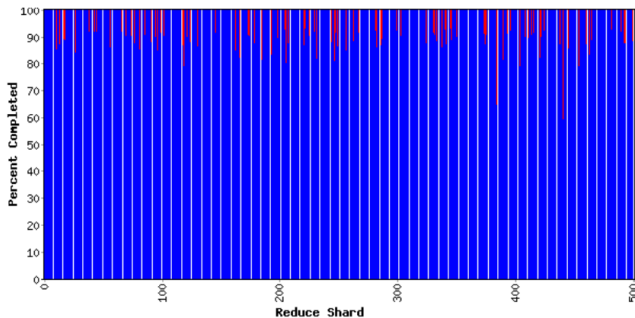
Started: Fri Nov 7 09:51:07 2003 -- up 0 hr 37 min 01 sec

1707 workers; 1 deaths

Type	Shards	Done	Active	Input(MB)	Done(MB)	Output(MB)
<a href="#">Map</a>	13853	13853	0	878934.6	878934.6	523499.2
Shuffle	500	500	0	523499.2	520468.6	520468.6
<a href="#">Reduce</a>	500	406	94	520468.6	512265.2	514373.3

Counters

Variable	Minute
Mapped (MB/s)	0.0
Shuffle (MB/s)	0.0
Output (MB/s)	849.5
doc-index-hits	0
docs-indexed	0
dups-in-index-merge	0
mr-merge-calls	35083350
mr-merge-outputs	35083350



source: MapReduce: Simplified Data Processing on Large Clusters

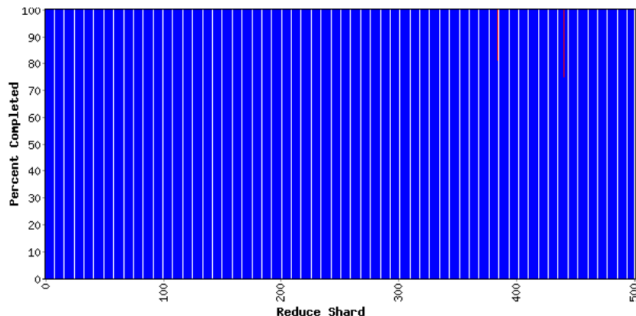
# MapReduce status

MapReduce status: MR\_Indexer-beta6-large-2003\_10\_28\_00\_03

Started: Fri Nov 7 09:51:07 2003 -- up 0 hr 38 min 56 sec

1707 workers; 1 deaths

Type	Shards	Done	Active	Input(MB)	Done(MB)	Output(MB)
<a href="#">Map</a>	13853	13853	0	878934.6	878934.6	523499.2
Shuffle	500	500	0	523499.2	519781.8	519781.8
<a href="#">Reduce</a>	500	498	2	519781.8	519394.7	519440.7



Counters

Variable	Minute
Mapped (MB/s)	0.0
Shuffle (MB/s)	0.0
Output (MB/s)	9.4
doc-index-hits	0 1056
docs-indexed	0 :
dups-in-index-merge	0
mr-merge-calls	394792 :
mr-merge-outs	394792 :

source: MapReduce: Simplified Data Processing on Large Clusters

# MapReduce status

MapReduce status: MR\_Indexer-beta6-large-2003\_10\_28\_00\_03

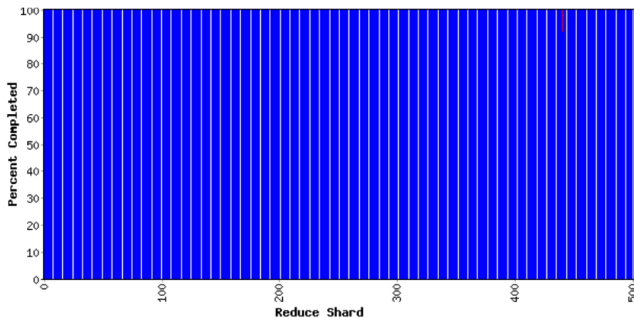
Started: Fri Nov 7 09:51:07 2003 -- up 0 hr 40 min 43 sec

1707 workers; 1 deaths

Type	Shards	Done	Active	Input(MB)	Done(MB)	Output(MB)
<a href="#">Map</a>	13853	13853	0	878934.6	878934.6	523499.2
Shuffle	500	500	0	523499.2	519774.3	519774.3
<a href="#">Reduce</a>	500	499	1	519774.3	519735.2	519764.0

Counters

Variable	Minute
Mapped (MB/s)	0.0
Shuffle (MB/s)	0.0
Output (MB/s)	1.9
doc-index-hits	0 105
docs-indexed	0
dups-in-index-merge	0
mr-merge-calls	73442
mr-merge-outputs	73442



source: MapReduce: Simplified Data Processing on Large Clusters

## refinement: redundant execution

slow workers significantly lengthen completion time

- ▶ other jobs consuming resources on machine
- ▶ bad disks with soft errors transfer data very slowly
- ▶ weird things: processor caches disabled (!!)

solution: near end of phase, spawn backup copies of tasks

- ▶ whichever one finishes first “wins”

effect: drastically shortens completion time

## refinement: locality optimization

master scheduling policy

- ▶ asks GFS for locations of replicas of input file blocks
- ▶ map tasks typically split into 64MB (== GFS block size)
- ▶ map tasks scheduled so GFS input block replicas are on same machine or same rack

effect: thousands of machines read input at local disk speed

- ▶ without this, rack switches limit read rate

## refinement: skipping bad records

Map/Reduce functions sometimes fail for particular inputs

- ▶ best solution is to debug and fix, but not always possible
- ▶ on Segmentation Fault
  - ▶ send UDP packet to master from signal handler
  - ▶ include sequence number of record being processed
- ▶ if master sees two failures for same record,
  - ▶ next worker is told to skip the record

effect: can work around bugs in third party libraries

## other refinement

- ▶ sorted order is guaranteed within each reduce partition
- ▶ compression of intermediate data
- ▶ Combiner: useful for saving network bandwidth
- ▶ local execution for debugging/testing
- ▶ user-defined counters

# performance

test run on cluster of 1800 machines

- ▶ 4GB of memory
- ▶ Dual-processor 2GHz Xeons with Hyperthreading
- ▶ Dual 160GB IDE disks
- ▶ Gigabit Ethernet per machine
- ▶ Bisection bandwidth approximately 100Gbps

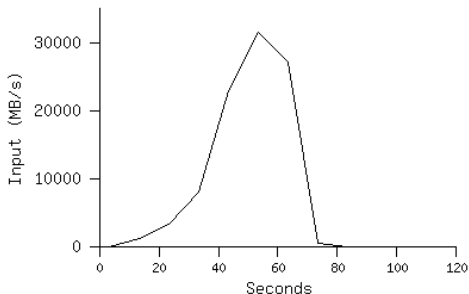
2 benchmarks:

- ▶ MR\_Grep: scan  $10^{10}$  100-byte records to extract records matching a rare pattern (92K matching records)
- ▶ MR\_Sort: sort  $10^{10}$  100-byte records (modeled after TeraSort benchmark)



## MR\_Grep

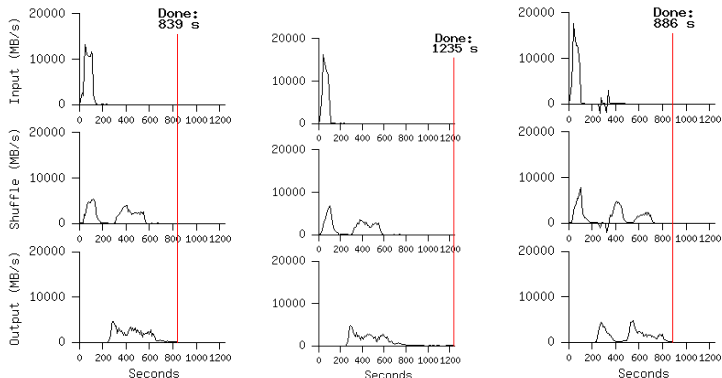
- ▶ locality optimization helps
  - ▶ 1800 machines read 1TB of data at peak of 31GB/s
  - ▶ without this, rack switches would limit to 10GB/s
- ▶ startup overhead is significant for short jobs



source: MapReduce: Simplified Data Processing on Large Clusters

# MR\_Sort

- ▶ backup tasks reduce job completion time significantly
- ▶ system deals well with failures



Normal(left) No backup tasks(middle) 200 processes killed(right)  
source: MapReduce: Simplified Data Processing on Large Clusters

# Hadoop MapReduce

- ▶ Hadoop
  - ▶ open source software by the Apache Project
  - ▶ Java software framework
  - ▶ implementation of Google's GFS and Mapreduce
  - ▶ widely used for large-scale data analysis platform
- ▶ Hadoop MapReduce
  - ▶ Java implementation
  - ▶ servers and libraries for MapReduce processing
  - ▶ Master/Slave architecture

# WordCount in Hadoop MapReduce (1/3)

```
package org.myorg;

import java.io.IOException;
import java.util.*;

import org.apache.hadoop.fs.Path;
import org.apache.hadoop.conf.*;
import org.apache.hadoop.io.*;
import org.apache.hadoop.mapred.*;
import org.apache.hadoop.util.*;

public class WordCount {

    public static class Map extends MapReduceBase implements Mapper<LongWritable,
        Text, Text, IntWritable> {
        private final static IntWritable one = new IntWritable(1);
        private Text word = new Text();

        public void map(LongWritable key, Text value, OutputCollector<Text, IntWritable> output,
            Reporter reporter) throws IOException {
            String line = value.toString();
            StringTokenizer tokenizer = new StringTokenizer(line);
            while (tokenizer.hasMoreTokens()) {
                word.set(tokenizer.nextToken());
                output.collect(word, one);
            }
        }
    }
}
```

## WordCount in Hadoop MapReduce (2/3)

```
public static class Reduce extends MapReduceBase implements Reducer<Text, IntWritable,  
    Text, IntWritable> {  
    public void reduce(Text key, Iterator<IntWritable> values, OutputCollector<Text, IntWritable>  
        output, Reporter reporter) throws IOException {  
        int sum = 0;  
        while (values.hasNext()) {  
            sum += values.next().get();  
        }  
        output.collect(key, new IntWritable(sum));  
    }  
}
```

## WordCount in Hadoop MapReduce (3/3)

```
public static void main(String[] args) throws Exception {
    JobConf conf = new JobConf(WordCount.class);
    conf.setJobName("wordcount");

    conf.setOutputKeyClass(Text.class);
    conf.setOutputValueClass(IntWritable.class);

    conf.setMapperClass(Map.class);
    conf.setCombinerClass(Reduce.class);
    conf.setReducerClass(Reduce.class);

    conf.setInputFormat(TextInputFormat.class);
    conf.setOutputFormat(TextOutputFormat.class);

    FileInputFormat.setInputPaths(conf, new Path(args[0]));
    FileOutputFormat.setOutputPath(conf, new Path(args[1]));

    JobClient.runJob(conf);
}
}
```

# today's exercise: WordCount in Ruby

## MapReduce-style programming in Ruby

```
% cat wc-data.txt
Hello World Bye World
Hello Hadoop Goodbye Hadoop
% cat wc-data.txt | ruby wc-map.rb | sort | ruby wc-reduce.rb
bye      1
goodbye 1
hadoop   2
hello    2
world    2
```

# WordCount in Ruby: Map

```
#!/usr/bin/env ruby
#
# word-count map task: input <text>, output a list of <word, 1>

ARGF.each_line do |line|
  words = line.split(/\W+/)
  words.each do |word|
    if word.length < 20 && word.length > 2
      printf "%s\t1\n", word.downcase
    end
  end
end
```



## WordCount in Ruby: Reduce

```
#!/usr/bin/env ruby
#
# word-count reduce task: input a list of <word, count>, output <word, count>
# assuming the input is sorted by key
current_word = nil
current_count = 0
word = nil

ARGF.each_line do |line|
  word, count = line.split

  if current_word == word
    current_count += count.to_i
  else
    if current_word != nil
      printf "%s\t%d\n", current_word, current_count
    end
    current_word = word
    current_count = count.to_i
  end
end
if current_word == word
  printf "%s\t%d\n", current_word, current_count
end
```

# MapReduce summary

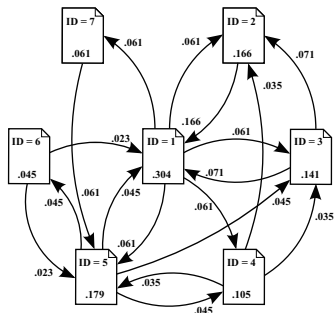
- ▶ MapReduce: abstract model for distributed parallel processing
- ▶ considerably simplify large-scale data processing
- ▶ easy to use, fun!
  - ▶ the system takes care of details of parallel processing
  - ▶ programmers can concentrate on solving a problem
- ▶ various applications inside Google including search index creation

## additional note

- ▶ Google does not publish the implementation of MapReduce
- ▶ Hadoop: open source MapReduce implementation by Apache Project

## previous exercise: PageRank

```
% cat sample-links.txt
# PageID: OutLinks
1:    2      3      4      5      7
2:    1
3:    1      2
4:    2      3      5
5:    1      3      4      6
6:    1      5
7:    5
```



```
% ruby pagerank.rb -f 1.0 sample-links.txt
reading input...
initializing... 7 pages dampingfactor:1.00 thresh:0.000001
iteration:1 diff_sum:0.661905 rank_sum: 1.000000
iteration:2 diff_sum:0.383333 rank_sum: 1.000000
...
iteration:20 diff_sum:0.000002 rank_sum: 1.000000
iteration:21 diff_sum:0.000001 rank_sum: 1.000000
[1] 1 0.303514
[2] 5 0.178914
[3] 2 0.166134
[4] 3 0.140575
[5] 4 0.105431
[6] 7 0.060703
[7] 6 0.044728
```

# PageRank code (1/4)

```
require 'optparse'

d = 0.85          # damping factor (recommended value: 0.85)
thresh = 0.000001 # convergence threshold

OptionParser.new {|opt|
  opt.on('-f VAL', Float) {|v| d = v}
  opt.on('-t VAL', Float) {|v| thresh = v}
  opt.parse!(ARGV)
}

outdegree = Hash.new # outdegree[id]: outdegree of each page
inlinks = Hash.new # inlinks[id][src0, src1, ...]: inlinks of each page
rank = Hash.new # rank[id]: pagerank of each page
last_rank = Hash.new # last_rank[id]: pagerank at the last stage
dangling_nodes = Array.new # dangling pages: pages without outgoing link

# read a page-link file: each line is "src_id dst_id_1 dst_id_2 ..."
ARGF.each_line do |line|
  pages = line.split(/\D+/) # extract list of numbers
  next if line[0] == ?# || pages.empty?

  src = pages.shift.to_i # the first column is the src
  outdegree[src] = pages.length
  if outdegree[src] == 0
    dangling_nodes.push src
  end
  pages.each do |pg|
    dst = pg.to_i
    inlinks[dst] ||= []
    inlinks[dst].push src
  end
end
end
```

## PageRank code (2/4)

```
# initialize
# sanity check: if dst node isn't defined as src, create one as a dangling node
inlinks.each_key do |j|
  if !outdegree.has_key?(j)
    # create the corresponding src as a dangling node
    outdegree[j] = 0
    dangling_nodes.push j
  end
end

n = outdegree.length # total number of nodes
# initialize the pagerank of each page with 1/n
outdegree.each_key do |i| # loop through all pages
  rank[i] = 1.0 / n
end
$stderr.printf " %d pages dampingfactor:%.2f thresh:%f\n", n, d, thresh
```

## PageRank code (3/4)

```
# compute pagerank by power method
k = 0 # iteration number
begin
  rank_sum = 0.0 # sum of pagerank of all pages: should be 1.0
  diff_sum = 0.0 # sum of differences from the last round
  last_rank = rank.clone # copy the entire hash of pagerank

  # compute dangling ranks
  danglingranks = 0.0
  dangling_nodes.each do |i| # loop through dangling pages
    danglingranks += last_rank[i]
  end

  # compute page rank
  outdegree.each_key do |i| # loop through all pages
    inranks = 0.0
    # for all incoming links for i, compute
    # inranks = sum (rank[j]/outdegree[j])
    if inlinks[i] != nil
      inlinks[i].each do |j|
        inranks += last_rank[j] / outdegree[j]
      end
    end
  end

  rank[i] = d * (inranks + danglingranks / n) + (1.0 - d) / n
  rank_sum += rank[i]

  diff = last_rank[i] - rank[i]
  diff_sum += diff.abs
end

k += 1
$stderr.printf "iteration:%d diff_sum:%f rank_sum: %f\n", k, diff_sum, rank_sum
end while diff_sum > thresh
```

## PageRank code (4/4)

```
# print pagerank in the decreasing order of the rank
# format: [position] id pagerank
i = 0
rank.sort_by{|k, v| -v}.each do |k, v|
  i += 1
  printf "[%d] %d %f\n", i, k, v
end
```

## on the final report

- ▶ select A or B
  - ▶ A. Wikipedia pageview ranking
  - ▶ B. free topic
- ▶ up to 8 pages in the PDF format
- ▶ submission via SFC-SFS by 2016-07-27 (Wed) 23:59



# final report topics

## A. Wikipedia pageview ranking

- ▶ purpose: extracting popular keywords from real datasets and observing temporal changes
- ▶ data: pageview datasets from Wikipedia English version
- ▶ items to submit
  - ▶ A-1 list of top 10 titles for each day and for the week
  - ▶ A-2 plot the changes of the daily ranking of the top 10 titles
  - ▶ A-3 other analysis (optional)
    - ▶ optional analysis of your choice
  - ▶ A-4 discussion on the results
    - ▶ describe what you observe from the data

## B. free topic

- ▶ select a topic by yourself
- ▶ the topic is not necessarily on networking
- ▶ but the report should include some form of data analysis and discussion about data and results

more weight on the discussion for the final report

## A. Wikipedia pageview ranking

data: pageview datasets from Wikipedia English version

- ▶ original datasets provide by wikimedia
  - ▶ <http://dumps.wikimedia.org/other/pageviews/>
- ▶ pageview dataset for the report: en-201606.zip (1.5GB, 5.3GB uncompressed)
  - ▶ hourly pageview counts of the week, June 20-26, 2016
  - ▶ only for English Wikipedia

## data format

- ▶ project pagetitle pageviews size
  - ▶ project: wikimedia project name (all "en" in this dataset)
  - ▶ pagetitle: page title  
(<https://en.wikipedia.org/wiki/pagetitle>)
  - ▶ pageviews: the number of requests
  - ▶ size: the size of the content (always 0 in this dataset)

```
$ head -n10 pageviews-20160625-060000
en ! 1 0
en !!! 9 0
en !? 1 0
en !Hero_(album) 1 0
en !Kung_people 1 0
en !Oka_Tokat 1 0
en !Women_Art_Revolution 1 0
en "A"_Is_for_Alibi 1 0
en "Ain't_I_a_stinker" 1 0
en "Air"_from_Johann_Sebastian_Bach's_Orchestral_Suite_No._3 1 0
```

## A. more on pageview ranking

- ▶ A-1 list of top 10 titles for each day and for the week total
  - ▶ create a table similar to the following

rank	6/20	6/21	6/22	...	6/26	total
1	"Main_Page"	"Main_Page"	"Main_Page"	...	"Main_Page"	"Main_Page"
2	"Special:Search"	"Special:Search"	"Special:Search"	...	"Special:Search"	"Special:Search"
3	"Porcupine_Tree"	"UEFA_Euro_2016"	"UEFA_Euro_2016"	...	"UEFA_Euro_2016"	"UEFA_Euro_2016"
	...					

- ▶ A-2 plot the changes of the daily ranking of the top 10 titles
  - ▶ time on X-axis, ranking on Y-axis
  - ▶ come up with a good way by yourself to show the changes of ranking over the week

# summary of the class

what you have learned in the class

- ▶ how to understand statistical aspects of data, and how to process and visualize data
  - ▶ which should be useful for writing thesis and other reports
- ▶ programming skills to process a large amount of data
  - ▶ beyond what the existing package software provide
- ▶ ability to suspect statistical results
  - ▶ the world is full of dubious statistical results and information manipulations
  - ▶ (improving literacy on online privacy)

## class overview

It becomes possible to access a huge amount of diverse data through the Internet. It allows us to obtain new knowledge and create new services, leading to an innovation called "Big Data" or "Collective Intelligence". In order to understand such data and use it as a tool, one needs to have a good understanding of the technical background in statistics, machine learning, and computer network systems.

In this class, you will learn about the overview of large-scale data analysis on the Internet, and basic skills to obtain new knowledge from massive information for the forthcoming information society.

## class overview (cont'd)

### Theme, Goals, Methods

In this class, you will learn about data collection and data analysis methods on the Internet, to obtain knowledge and understanding of networking technologies and large-scale data analysis.

Each class will provide specific topics where you will learn the technologies and the theories behind the technologies. In addition to the lectures, each class includes programming exercises to obtain data analysis skills through the exercises.

### Prerequisites

The prerequisites for the class are basic programming skills and basic knowledge about statistics.

In the exercises and assignments, you will need to write programs to process large data sets, using the Ruby scripting language and the Gnuplot plotting tool. To understand the theoretical aspects, you will need basic knowledge about algebra and statistics. However, the focus of the class is to understand how mathematics is used for engineering applications.

# summary

## Class 13 Scalable measurement and analysis

- ▶ Distributed parallel processing
- ▶ Cloud computing technology
- ▶ MapReduce
- ▶ exercise: MapReduce algorithm